



BATTLEWAGON

Bay Colony Historical Modelers

Volume 24 Issue 5
April 2006

IPMS Region 1 Chapter of the Year 2004

Recon:

Valleycon 16 – April 2, 2006 – Chicopee, MA Contact [AL Lafleche](#) 413-733-9247 or wingsnwheelsipms@aol.com

Masscar 18 – April 2, 2006 – Taunton, MA Contact Norm Jean 401-766-4322 or headjudge@masscar.com

Downeastcon 2006 – April 29, 2006 – Biddeford, ME Contact

Noreastcon 2006 – May 19-20, 2006 – Marlboro, MA Contact Bob Magina, treadhead@comcast.net or 508-695-7754

IPMS/USA Nationals 2006 – Aug 2-6, 2006 – Kansas City, MO for info go to www.ipmsusa2006.org

Cape CodCon – September 24, 2006 – West Barnstable, MA Contact Ron 508-394-5513 or Jeff at modeltrk@thecia.net

October Modelfest – October 8, 2006 – Milford, CT Ray Prokoski raymond.prokoski@snet.net

Granitecon XIV – October 15, 2006 – Nashua, NH Contact ipmsgsmc@hotmail.com

Baycon 2006 – November 5, 2006 – So. Attleboro, MA Contact Bob Magina, treadhead@comcast.net or 508-695-7754

The Modeler's Bench – Warren April



My name is Warren April and I am considered the phantom modeler in Bay Colony Modelers.

I have been modeling for over eight years. I like to model mainly in Nascar, Hot Rods, etc. I like the challenge of making a 1/24th scale model car look as real as possible.

I have three children, one of whom is starting to show interest in modeling. He is currently very interested in a Godzilla model.

Due to my wife working two jobs, I had to take a break from my modeling activities for two years to tend to our home and family. Things have changed now and I am back to modeling again.

I am hoping to get to some of the model shows this year and maybe a monthly meeting, but for now, I am attending Bob's Tuesday night workshop. It is a great way to get going again. Maybe I will see you soon, maybe.....



In Box Review, Special Hobby 1/72nd A-35 Vultee “Armee de l’Air” By Hal Marshman, Sr.

I ordered this one from the Squadron monthly sale catalog for the princely sum of \$22.99, a little overly much for a 1/72nd single engined plane. In any event, it’s a rather unique bird, and injected molded kits of this cranked winged bird are a little sparse on the ground. I believe there may a vac kit in 1/48th, but that’s all. As a kid, I built the Comet 50 cent stick and paper flying model version a couple of times, and there was an ancient kit in 1/72nd by Frog, eventually pressed by Nova. In comparison, the Frog/Nova kit is much cruder..

The kit is pressed in medium Gray fairly firm plastic with engraved surface detail. The casting and engraving is crisp and petite, as are the parts themselves. A few small parts display some flash, but nothing that can’t be handled in short order with a sharp nr. 11 blade. There are two cowling fronts provided, with one of them probably advising us of a planned second version of this plane. It was flown by the Brits and New Zealanders, and had been orders by the French, with few delivered [prior to their defeat. (The RAF took over the French order.)” The US Army Air Force also ordered some. I digress,


these nice castings lack locating pins, so assembly must be done carefully, making certain that parts are properly lined up before applying cement.. Actually, no pins are better than mis-aligned ones. Gear legs, tires, and wheel covers are well done, but the wheel wells lack detail. The prop blades are separate, fitting into a resin hub, and this casting is a real jewel. The entire cockpit, seats, side walls, etc are all resin, and very nicely done. The gear leg wells are much like those of the P-40, and are individually cast in resin with separate curved doors. The engine is also resin, relief cast into a firewall. Again, this is a deeply cast item, and should paint up well, leaving much room for dark washes and dry brushing. If done properly, it should show up well in that big open cowling front. There’s a very neat little .50cal for the rear seat position, also resin. There are two different exhaust sets, one short, protruding just a little out of the cowling, and a long set, extending back to the cockpit.

The long glass greenhouse is provided as a clear vac unit, one piece. If you want it displayed open, you’ll have to do it yourself. If like me, you have a tendency to screw up these vac items, Special Hobby has provided a spare. A little hint: lots of folks are leary of using tiny amounts of CA glue to hold vac form canopies in place, lest the fumes cloud the clear. Okay, coat the inside of the canopy with future, and this won’t happen. Don’t apply too much CA, as you can still cause problems.

Special Hobby has included a decal sheet with markings for two different French Vultee Model 87’s (A-35 in US parlance) The two planes catered two are both Armee de l’Air, with O.D. uppers and Neutral Gray lowers, with medium green splotching on leading and rear edges of all flying surfaces. One thing that Special Hobby has done, is to include the decals, vac clear parts, and resin accessories in their own separate clear pouches, as well as the two main sprues in their own clear bag. The one thing I don’t like is that the box is one of those damnable open at both ends types.

I’m anxious to get going on this baby, and hope to provide pics when completed. Hopefully, the attached pics of the parts and decal sheet will serve to whet your appetite.

(I still think that’s too many Yankee dollars for a single engined kit.) Have fun, Hal



IPMS Region 1 Update

Hi everyone,

Time for another update. I also need to pass along to everyone that I'll be out of town from Thursday 9 March until Saturday 25 March. I'll be going west for some racing, visiting, and general warmth!! I received an update today from John Nickerson, Chair of this year's Noreastcon. John has some very interesting things to relate, and I'll let him tell you about it.

NoreastCon 2006 is fast approaching. I'd like to say everything is on track, but there have been a number of hurdles. The latest one to rear its head is that the facility has been sold and some time in May, I am told, its name will change from the Radisson to 'The Hotel, Marlborough'. I expect this will happen the weekend of the event so all the signs will be changing. The best info I can give is watch our web site, www.ipmsnoreastcon2006.com, we constantly update it with the latest info.

All of the registration info is also posted on the web site. Anyone calling for hotel reservations should call the Marlborough Radisson directly at 508-480-0015 and ask for the NoreastCon discount package.

At long last we have the registration brochure printed and ready to go. Please advise the chapter contacts to watch for their packages. All of our plans have changed at least once over. So again I stress checking the web site to keep up to date. We have planned a number of events, designed to make this a full two day experience. Besides the vendors, (more on them later), and the model display, Friday evening we have three events scheduled for your entertainment. Besides the social period we are putting together a silent auction, where we hope to have a number of unique items for attendees to bid on. The proceeds from this will go to 'Hobbies for Heros'. And what we are calling 'Model Trivia Showdown' where a few teams will compete, complete with audience participation, displaying their knowledge of model trivia.

Saturday, of course, the models grab center stage. In addition to the models, the Region 1 business meeting and the judges meeting, we currently have three seminars planned. Phil LaBounty will be demonstrating some concepts of figure painting stressing the use of washes and glazes, Phil says that this is a technique that can be used by all modelers, Bill Grigg will

discuss building diorama bases, and to top it off, Talal Chouman will demonstrate his scratchbuilding methods. We also have a special raffle item. It's a matted, Nick Trudgian print of Adolf Galland's Me 262, it's signed by Adolf and the artist. And of course, we cap this all off with the banquet and awards ceremony.

Now, because of the concerns of some modelers stemming from the incident at the Nationals, we have designed a security program and it will be in place for the weekend.

Ok, back to the vendors. Currently on board; Byrd Aviation Books, 3 Guyz Hobbies, Precision Enterprises Unltd., Commander Series Models, and Moonlight Hobbies. We believe that Olde Depot Hobbies, Farina Enterprises, Sentinel Miniatures, Harry's Hobbies, and others will be joining us.

One last thing, we still have plenty of trophy packs to sponsor! Checks can be made payable to NoreastCon 2006.

John Nickerson, event chairman; President, Bay Colony Historic Modelers

Y'all be well!
John Nickerson

Back to me!! As John mentioned, there will be some cool events happening this year, as well as some awesome seminars being planned. Even if the hotel is changing hands, it shouldn't effect the quality of the event our hosts are planning. They have been working very hard, overcoming a variety of obstacles, as each has been thrown in front of them. I admire the tenaciousness of these guys, they should have been Marines!! Now that you can see what they're doing, please consider sponsoring a trophy package from them. Show them the love they deserve, and do so in a most tangible way. Sponsor a category or two!! I know this plea

gets old, and I promise I'll stop making it, just as soon as they tell me all categories have been spoken for. So, to get me to shut up, please put your money where my mouth is!!!!


Also, the deadlines for Region 1 Chapter of the Year, and Person of the Year have closed. Thanks to all that submitted nominations this year. I will say we have two winners, and will also say that the decisions were extremely hard this time around. As I continue to say, we have some excellent chapters and people in this region. The nominations I received this year really bear that out. To find out who the winners are, please plan to attend the banquet at this year's Noreastcon. The formal announcements will be made at that time. That brings us to the end, once again. Please keep your eyes on the Noreastcon web site of all the latest information. And as always, please share this with the officers and members of your chapter.

Doug Hamilton
Region 1 Coordinator
IPMS/USA

It never fails, just as I fired off the last update, I received notification from Pip Moss that our friends at IPMS Patriot chapter have a brand new shiny web site for us to try on. The new address is:

<http://www.ipmspatriot.org>

I'd like to urge everyone to go and check it out. It's very cool!!



Buzzards Bay Hobby Center

(A Model Builder run shop for Model Builders)

103 Main Street • Buzzards Bay , Ma 02532

508-759-5722

Open 7 Days

Monday through Friday 11-7 (or later) • Sat. 10-7 (or MUCH later)
Sundays 11-4 (maybe 5 or 6, call after 4_

20% Discount on most items for all current Bay Colony Model Club Members

Full Service Hobby Store Stocking a Wide Variety of Plastic and Accessories
Including All Major Manufacturers as well as not-so-major Kits. We stock many detail parts,
diorama accessories and hard to find items. Resin, Photo-etch, vinyl Figures, Etc.

We Will Also SPECIAL ORDER Anything you need, just ask!
No longer do you have to wait for shows to get those "vendor only" items,

We carry it all.....

If we can't get it, you don't need it!

IPMS/USA NEW MEMBER APPLICATION

IPMS No.: _____ Name: _____
(leave blank) FIRST M LAST

Address: _____

City: _____ State: _____ Zip: _____

Phone: _____ email: _____

VISA/MasterCard Account # _____ - _____ - _____

Exp. Date: _____

Signature: _____

Adult: \$25 Junior (17 years old or younger): \$12 DOB: _____

Canada & Mexico: \$30 Other Foreign: \$32 Foreign Air Mail: \$55

Family (Adult dues + \$5, one set magazines, # of membership cards required: _____)

If recommended by an IPMS member,
list his/her name and member number _____ (name) _____ (IPMS#)

IPMS/USA

P.O. Box: 2475
North Canton, OH 44720-0475

Check out our web page: www.ipmsusa.org

In Range:

February 11th Meeting – Joe Ravino

1/48th Scale Mig 17 – Joe Ravino
1/48th Scale P-47M Trainer – Bob Don
1/72nd Scale KA-27 Russian Helo – Bob Don
1/700th Scale USS Enterprise (WIP) – Mike Kenney

Raffle: None

In Attendance:

Ray Laskorski	Bob Magina
Norman Robbie	John Gisetto Sr.
Joe Ravino	Hal Marshman Sr.
John Nickerson	Kevin Colburn
Kevin Conlon	Frank Knight

March 11th Meeting – Bob Don

1/35th Scale Pzkw1 Ambulance – Joe McDonald Sr.
77mm Scale Minuteman – Joe McDonald Sr.
Napolionic Artilleryman – Joe McDonald Sr.
54mm Scale Mohawk – Joe McDonald Sr.
120mm Scale Von Richtofen – Joe McDonald Sr.
200mm Scale Otto Skorzeny – Joe McDonald Jr.
1/72nd Scale Palm Trees (WIP) – Kevin Conlon
1/48th Scale AD-4W Guppy Skyraider – Bob Don
1/48th Scale MI-1 Hare – Bob Don
1/48th Scale FW190D-9 – Bill Collins
1/32nd Scale Stuka – Bill Collins
1/24th Scale Corvette – Morgan Costa
1/16th Scale MG-34 – Hal Marshman Sr.
1/35th Scale Warrior MCV – Barry Farnsworth
1/16th Scale Buidling (WIP) – Ray Rosario

Ray Rosario
Javier Brown
Barry Farnsworth
Vinnie M.

Bob Don
Joe Ravino
Mike Kenney
Gian Montecalvo



1/72nd Scale SU-27 – Javier Brown
1/72nd Scale SU-32 – Javier Brown

***Raffle: 1/48th Scale SB2C-1C – Winner Cliff Louzon
Black Watch Calendar – Ray Rosario
Liason Aircraft in Action – John Gisetto***

In Attendance:

Kevin Colburn	Bob Magina
Hal Marshman Sr.	John Nickerson
Kevin Conlon	John Gisetto
Chris Libucha	Joe McDonald Sr.
Gian Montecalvo	Norm Robbie
Gil Costa	Bill Collins
Tony Fallon	Ray Rosario
Morgan Costa	Clifford Louzon
Bob Don	Ray Laskorski
Javier Brown	Frank Knight
Barry Farnsworth	

Up Scope:

May 13th 2006 Meeting

- **Host – Kevin Colburn –**
15 Gilberts Way
Norton, Ma 02766
508-285-4864

North on 140 from Taunton

Left on Eddy St just after the Norton/Taunton town line. Eddy St. Becomes John Scott BLVD Follow John Scott until you come to a 4-way stop with flashing red and Turn left onto Dean St. Follow Dean St. for about ¼ mile to intersection of Dean and East/West Hodges ST. Turn left on East Hodges and follow for ¼ mile till left on Myras Way. Follow Myras Way till you come to Gilberts Way. Turn either left or right on Gilberts Way, as it's just a big circle. Our house is at the opposite end of the circle, with the number on the mailbox.

From RI on 95N Take exit 3 123E and follow it through Attleboro and into Norton (around 6 miles) About ¾ of a mile past the Norton/Attleboro town line turn right on South Worcester St. After about 1/3 mile S. Worcester St will turn left...stay straight, which turns into John Scott BLVD. Follow John Scott through 2 4-way stops. At the second with the flashing red, turn right onto Dean St. Follow Dean St. for about ¼ mile to intersection of Dean and East/West Hodges ST. Turn left on East Hodges and follow for ¼ mile till left on Myras Way. Follow Myras Way till you come to Gilberts Way. Turn either left or right on Gilberts Way, as it's just a big circle. Our house is at the opposite end of the circle, with the number on the mailbox.

From 495N or S

Take exit 10 and follow 123w through Norton for about 4.5 miles. Turn left on S. Worcester St. After about 1/3 mile S. Worcester St will turn left...stay straight, which turns into John Scott BLVD. Follow John Scott through 2 4-way stops. At the second with the flashing red, turn right onto Dean St. Follow Dean St. for about ¼ mile to intersection of Dean and East/West Hodges ST. Turn left on East Hodges and follow for ¼ mile till left on Myras Way. Follow Myras Way till you come to Gilberts Way. Turn either left or right on Gilberts Way, as it's just a big circle. Our house is at the opposite end of the circle, with the number on the mailbox.

From the North

Take 95 S to 495S and follow directions for 495 above.

June 10th 2006 Meeting

- **Host – Chris Libucha –**
271 Gaskill Street
Woonsocket, RI
401-765-5306

From Providence/Fall River

I-95 to Rt 146 North. Follow Rt 146 toward Worcester at the split with 146A, (bear left). Exit Rt 102-5 Slatersville/Forestdale. Right off ramp. Right again at end of road onto Rt 146A (Great Rd.) Left at first traffic light onto St. Paul Street. Follow to end. Right onto Main Street (Rt. 122). Past Almac's and former Cumberland Farms store. Next left onto Gaskill St. House on the right after Woodland.

From Attleboro Area

Rt 1 to Rt 120. Follow Rt 120 (Nate Whipple Hwy) to the end in Cumberland. Right onto Mendon Rd. (Rt. 122) Follow into Woonsocket to the 9th traffic light since turning onto Rt. 122. Left onto E.School Street. Follow to end. Right onto N. Main Street. Follow to end. Left onto Gaskill St. (Cemetery in front of you). House on left after Prospect St.

From I-495

I-495 to the King Street/Franklin exit. Off ramp turn toward Woonsocket. Stay on King St. for several miles, it will eventually merge with Rt 126 in Bellingham. After crossing the line into Woonsocket the first traffic light will be the intersection of Rt 114. Turn right here onto Diamond Hill Rd. (Auto parts store on left, tuxedo rentals on right) Go through light at Rathbun St. Next left onto Roland St. (Cemetery on right). Follow to end. Right onto Privilege St. Go around big curve and turn right onto Winter St. (car wash on left). Right at first traffic light (N.Main St.) Left at end onto Gaskill St. House on left after Prospect St.

The President's Column FROM THE BRIDGE



We are now into membership year, 2005 - 2006, 2006 - 2007 will be beginning soon enough. Have you renewed your membership? Dues will still be only \$10 per year. If you would like to pay a couple years in advance that's ok. Mail your payments to me or see me at a meeting, checks to be made payable to Bay Colony Historic Modelers.

We have another Make n Take, in just a few days, in Middleboro this time. April 20 to be exact. We could use a couple more members to help out. We don't expect people to come from RI to do this but if you live a town or two away you might consider helping out. Let John Gisetto know.

If you have wondered why Buffalo wins National Chapter of the Year and Region 1 Chapter of the year so often, I just found out. I was visiting their new web site. They have over 100 members with over 60 members showing up on a regular basis for meetings! With that kind of manpower.....

Well, the show season is upon us! Next up is DownEastCon on April 29. This is always a fun trip for me. It's even more fun when about 20 members get together and head north for the

show. If you are planning on going or think you might like to go, watch the forum for offers to share the ride. Lets see if we can make a good turnout. And, please, no praying for snow like last year.

Then..... NOREASTCON!!!!!! Friday, May 19, and Saturday, May 20.

I'm getting excited! We have put a lot of time and effort into this production. Some of our early ideas have crashed and burned. Others have taken their place. Now I won't promise this as the biggest and best, but we have tried to fill the weekend with plenty to do. I think you will have to work hard not to have fun. One of the things I wanted to do was a special event Saturday for the junior entrants. We established a position of Junior Coordinator to run this Junior event and the Junior awards ceremony. No one ever stepped forward so if someone would like to take on this challenge the spot is still open. As to the event it's up to you, make n take?, carrier landing? You tell us what you would like to do.

All of the vendor tables are sold for NoreastCon, (or are spoken for and we are just waiting for the check to come in). You will know some of the vendors as old favorites from BayCon; Sentinel Miniatures, Farina Enterprises, Apple Valley Hobbies, Moonlight Hobbies, Olde Depot Hobbies, Precision Enterprises, and Harry's Hobbies. Back on the scene will be Spare Time and Alpenflage. New to many of you will be the Hobby Bunker from Malden and Megahobby. New to most of us will be 3 Guyz Hobbies, Byrd Aviation Books, and Commander Series Models. I can personally recommend Commander Series. They develop and sell 1/350th and 1/700th scale resin ship kits. If you ever thought you might like to tackle one of these, Ted Paris is the guy to talk to. He can point you in the right direction, talk to him. Excellent customer support. Check out their show specials. Bob Collignon is one of the 3

Guyz. Bob is a top shelf modeler, one of the key people from the Buffalo Club and a member of the Advisory Board to Fine Scale. I suspect he will be behind the tables for some of the time if you want to talk to him.

Friday morning begins at 9:30 for hall setup. We will set up the vendor hall first. They are due at 11:00 to start their setup. Then the display hall. We will need some volunteers to help set up the tables, put on leg extenders, cover the tables, etc. Before we officially open the doors for business at 2:00 pm, we, show staff, (and those that show up to set up are considered staff), will have an hour in the vendors hall before the show officially begins. Now, because we have four clubs to draw from it means that we have more manpower. But we still need your help. The registration table will need manning, judging on Saturday, (Judges meeting at 11:00), raffles, security and breakdown Saturday evening after the banquet. (We will be renting tables, the hall can only supply a few, so all those rented tables will have to be broken down and stacked.) Just about every event will need a body or two. If everyone volunteers for some duty, it will help minimize the amount of time anyone spends at a post or job. We had excellent support from this club in 2002. I can only hope it will happen again. Anyone that thinks they might like to work the security details, please contact me in advance for info.

As I have said before, we have a number of special events planned for that weekend. Visit the official NoreastCon 2006 website to keep up to date, www.ipmsnoreastcon2006.com. Things do keep changing so visit it often. At the moment there are a number of things planned for the Friday Evening Social. We are attempting to put on a game show, called Model Trivia Showdown!, for your entertainment. There will also be a silent auction ongoing at this time. The proceeds of which will go to 'Hobbies for Heros'. So far we have a commemorative art print for the 100 years of flight since the Wright

Brothers; a Madman Lighting Delux-8 lighting kit for lighting your models, retail value \$40; the Eagle Editions Ltd. book, Graf and Grislawski with the accompanying 4 sheets of 1/48th decals for Bf-109's. The Nicolas Trudgian print of Adolf Galland's Me 262 in flight will be raffled off Saturday. The winner will be drawn at the banquet. Also on Saturday, we now have four seminars planned. Bill Grigg will be doing a diorama ground work demonstration. Phil LaBounty, will be doing a program on figure painting. Talal Chouman will be demonstrating his art of scratch building and we have added Kevin Conlon demonstrating his method of making palm trees.

Speaking of the Banquet. I know it's on the expensive side at \$35 a ticket. It starts out reasonable, than the 12.5% tip is added, 5.5% Administrative Fee, and 5% State Tax, it gets up there quickly. So, back to the banquet. I hope a number of Bay Colony members will shell out the bucks so we can have at least one table of Bay Colony members to cheer on our award winners.

Ok, what else? Things you might need to know in advance. Oh, yes, food. I am told that there are a number of fast food outlets in the area for lunch. I believe that the hotel will be selling food for lunch and it is possible that the restaurant will be open due to the busy weekend. (We have had a number of meetings in the hotel lobby at 1:00 pm on Saturdays, only once was the restaurant open.) Possible schedule changes: We are still listing the pancake breakfast for Saturday morning, This may disappear. It was intended that those people that might be up early, traveling to the show could get something to eat when they arrived and those staying at the hotel or nearby could mingle before things got busy. We have not come to an agreement with the hotel yet. They would prefer us to sell tickets in advance, we prefer pay as you go. There is also a difference as to what a 'reasonable price' is. We have been trying to

BATTLEWAGON

Bay Colony Historical Modelers

schedule veterans to sit and speak to show goers about their experiences. I do not know if this will come together. That would leave a room open. In that case it may become the club trading room. Tables would be made available and host club members could put their disposable kits up for sale. Watch the official web site and our forum page for more info.

Ok, so next issue I'll be blabbering about how the show went and spewing thank you's. But things will be on their way back to normal and I'll be starting to talk about BayCon. Till then.....

As always, you can reach me on the web at jjnick@lycos.com .

God bless America! Happy modeling and give kits to kids!

John J. Nickerson

Poll Results:

What is your favorite part of modeling?

42 Votes were made

- 12 - Assembly
- 11 - Detailing
- 11 - Painting
- 5 - Decaling
- 3 - Weathering

***Support Your
Hobby Shop***



THE SPARE TIME SHOP
Models, Hobbies, Games, Rockets, Trains, R/C
Books, Magazines, Decals, Resin, Photo-Etch
Slot Racing, Kites, Die Cast, Paints, Tools
222J East Main St., Post Road Plaza, Rte.20E
Marlboro, Massachusetts. 01752
OWNERS *Our 31st Year* OPEN 7 DAYS
Paul and Theresa Scopetski **SAVE THIS CARD** Week-Nites 'till 9
Mail Orders Welcome
Phone: (508) 481-5786 eMail: ski@sparetimeshop.com
Fax: (508) 229-2592 <http://www.sparetimeshop.com>



2006



NoreastCon

35th Annual IPMS/USA Region One
Convention and Contest
May 19th and 20th, 2006

Radisson Hotel

75 Felton Street, Marlborough, MA 01752
For room reservations call: 508-480-0015

➤80 cutting edge categories including Juniors and Bantam ➤Many "out of box awards" ➤Exciting convention banquet ➤Spectacular raffles throughout the event
➤Many outstanding vendors ➤Special events including those for Juniors ➤Door prizes
➤Spellbinding seminars ➤Region One business meeting ➤ and "Oh, so much more!"

Official Noreastcon web site: www.ipmsnoreastcon2006.com

General Information

Event Chairman

John J. Nickerson
18 Stone Street
Middleborough, MA 02346
508-947-7939
jjnick@lycos.com

Registrar

Robert Magina
12 Garrison Drive
Plainville, MA 02762
508-695-7754
treadhead@comcast.net

SUPPORT YOUR LOCAL HOBBY SHOPS

**DAN DULUDE'S
DARLINGTON
HOBBIES**
THE BEST HOBBY
SHOP AROUND!

**506 ARMISTICE BLVD.
PAWTUCKET R.I. 02861**

**HOURS: Weekdays 12 - 7 - ?
Sat. & Sun. 12 - 4 - ? Seasonal**

401-722-7574

- FULL LINE SHOP
- SOMETHING FOR EVERYONE
- 1000'S OF MODELS
- SUPPLIES
- HARDWARE
- TRAINS Z-N-HO-O-G
- MILITARY KITS
- ROCKETS
- RADIO CONTROLLED VEHICLES
- DIE CAST VEHICLES
- COLLECTIBLES
- ACTIVITY KITS
- SCIENCE
- DOLL HOUSES & FURNITURE
- SLOT CAR RACING
- PARTS - ALL SCALES
- SHIP SUPPLIES • KITS
- MAGAZINES • BOOKS

Hours: Mon.-Fri. 10:00 to 9:00 Sat. 10:00 to 5:00 Sun. 12:00 to 5:00
[HTTP://www.nancysinc.com](http://www.nancysinc.com)

NANCY'S HOBBY
BUILDING SUPPLY CENTER
Service Is Our Business


R/C Planes • Boats • Cars • Plans, Decals and Wood Models • Robots • Etc. • Etc.

LEE AND MARK
 Telephone/Fax (401) 247-0288

350 Main Street
 Warren, Rhode Island 02885

Open Tues.-Fri. 12-8 Sat. 10-6

(401) 737-7111
www.mailcarhobbies.com



mailcarhob@aol.com John F. Reid, Jr.

655 Jefferson Blvd.
 Warwick, RI 02886

(508) - 222-3460

Hobby Hut
 47 Bank Street Rear
 Attleboro, MA 02703

Models - Trains - Paints - Rockets - RC
 - Hobby Supplies -
 10-6 Daily 10-5 Sat Closed Sundays
 - WILL SPECIAL ORDER -



Battlewagon



IPMS Bay Colony Historical Modelers
 12 Garrison Drive
 Plainville, MA 02762